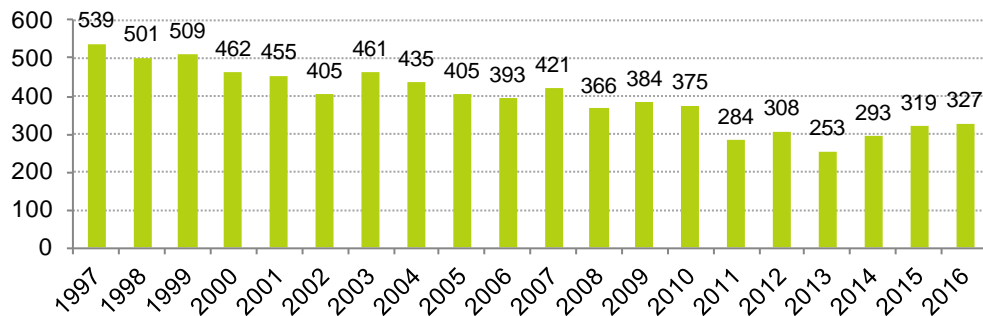


New Zealand road deaths – the numbers



- In 2016, 327 died on our roads.
- Over 40% of these deaths were from crashes where drivers were going too fast for the road conditions, or had been drinking or taking drugs.
- Between 2012 and 2016, over 550 people have died in crashes where the driver lost control of the vehicle.
- Over 320 car drivers and passengers who died in crashes between 2012 – 2016 weren't wearing a safety belt. That's on average over 60 people a year, however in 2016 it was nearly 90.
- Between 1 January and 26 November 2017, 72 car occupants died while not wearing a safety belt.

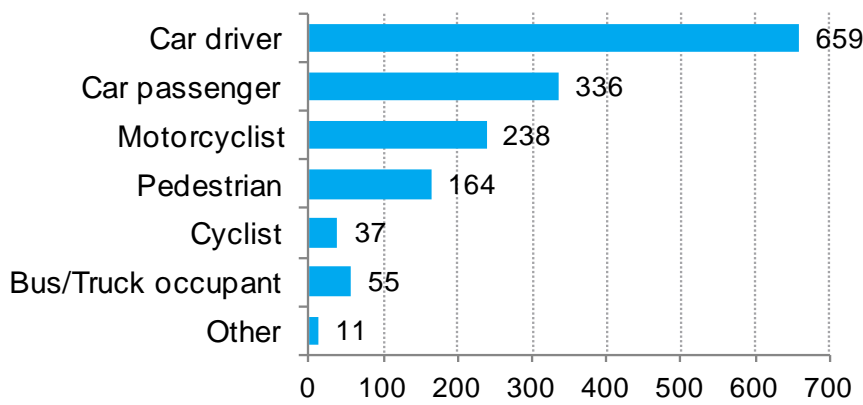
ROAD DEATHS – PAST 20 YEARS



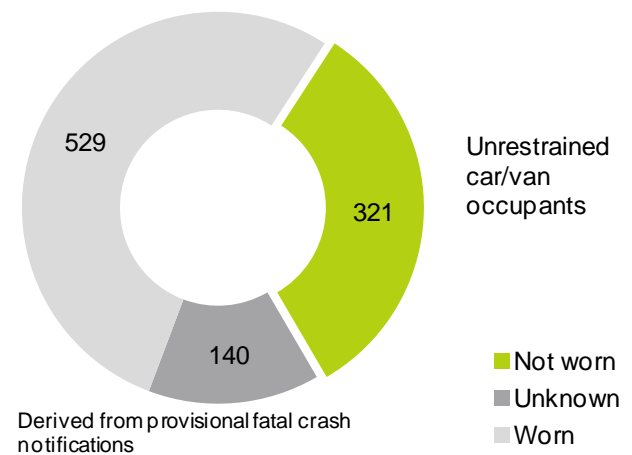
Highest road deaths	795	1987
Lowest road deaths	253	2013

SINCE 1980

ROAD DEATHS BY TYPE OF ROAD USER 2012 – 2016



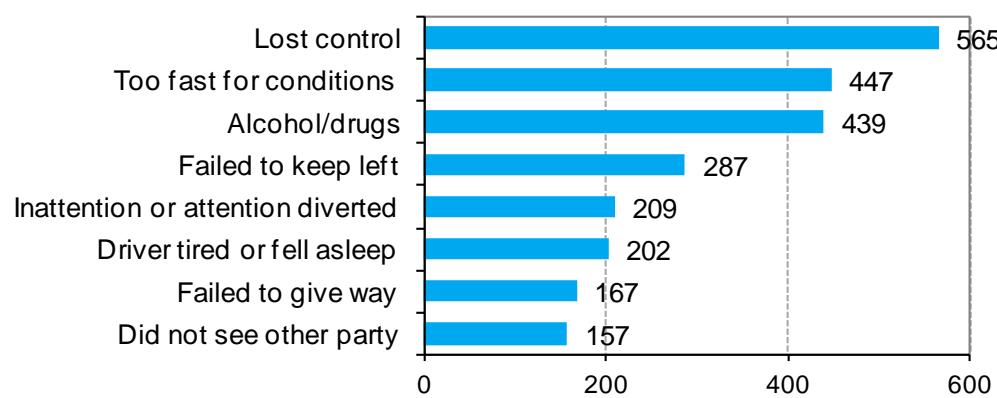
RESTRAINT USE FOR CAR/VAN OCCUPANTS 2012 - 2016



CHRISTMAS DEATHS - PAST 10 YEARS

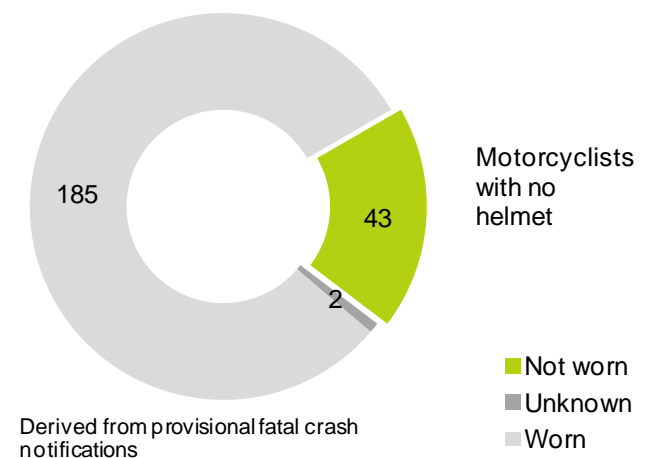
2007/08	2008/09	2009/10	2010/11	2011/12	2012/13	2013/14	2014/15	2015/16	2016/17	Highest since 1980
18	25	13	12	19	6	7	16	12	19	1981/82: 35

MAIN FACTORS CONTRIBUTING TO ROAD DEATHS 2012 -2016

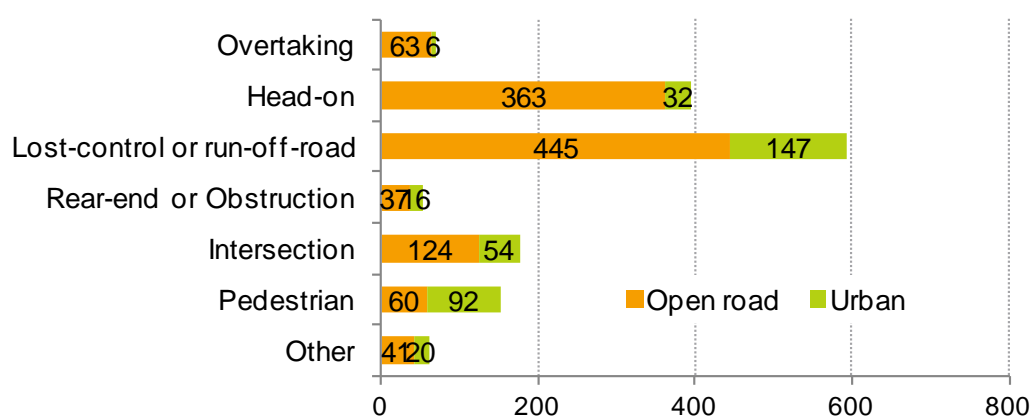


Crashes can have more than one contributing factor. Do not add numbers.

HELMET USE FOR MOTORCYCLISTS 2012 - 2016



ROAD DEATHS BY CRASH TYPE 2012 - 2016



ROAD DEATHS BY ROAD TYPE 2012 - 2016

